

PHNXX



2023-2024 Catalog
ECO-FRIENDLY HEAT PUMPS

PHNXX



GUANGDONG PHNIX ECO-ENERGY SOLUTION LTD.

TEL: +86-4009-4009-00
E-mail: phnixen@phnix-e.com

FAX: +86-20-39067770
Website: www.phnix-e.com



WEB



LinkedIn



Download Catalog

V202211HH02

Be Ready for a Low-Carbon Life.

Air to Water Domestic Heating, Cooling & DHW



GreenTherm Series



HeroPremium Series



HeroPlus Series



Hero Series



Indoor Unit



EasyHydro



Multi-functional Water Tank

Air to Water Commercial Heating, Cooling & DHW



HeroPro Series



HeatPro Series



Polaris Series




Ventilation Fresh Air



Fresh Air ERV System

Hydraulic Fan-coil



Hydraulic Fan Coils

Contents

_01

About PHNIX.....	01
Milestone.....	03
Certifications & Patents.....	05
Manufacturing Center.....	07
Production Advantage.....	08
Cooperative Partners.....	09
Environmental Refrigerant.....	10
Smart Home Environment Solution.....	11
DTU Remote Control.....	13
IoT Platform.....	14
Inverter Technology.....	15
EVI Technology.....	16
Smart Touch Display.....	17

_02

PHNIX Smart Control Family.....	18
GreenTherm Series.....	19
HeroPremium Series.....	21
HeroPlus Series.....	23
Hero Series.....	25
HeroPro Series.....	27
HeatPro Series.....	29
PolarisPro Series.....	31
Hydraulic Fan Coils.....	33
Fresh Air ERV System.....	35
EasyHydro.....	37
Multi-functional Water Tank.....	39

_03

Market Overview.....	41
Market Support.....	43
All Heat Pump Product Overview.....	45

About PHNIX

PHNIX is one of the largest manufacturers of House Heating Heat Pumps, Swimming Pool Heat Pumps and Heat Pump Water Heaters in China. PHNIX dedicates itself to being a reliable partner and building the highest quality standards to make its products stable and safe. PHNIX products are always at the forefront of energy efficiency.

With more than 1108 national patents covering heat pump applications and heat pump technologies, PHNIX commits itself to technological excellence.

PHNIX provides users with integrated energy-saving solutions and products, including House Heating & Cooling +DHW Heat Pumps, Swimming Pool Heat Pumps, Residential and Commercial Heat Pump Water Heaters, Heat Pump Dehumidifiers, Industrial & Agricultural Heat Pumps.

As an international enterprise, PHNIX attaches great importance to overseas markets, exporting more than 50% of its products to Europe, North America, Middle East, Australia, South America, Africa and other regions.

MILESTONE

2002

Company Founded



2009

Became #1 Exporter of Swimming Pool Heat Pumps



2012

Became a Leading Enterprise in Dryer Industry



2015

Dagang Factory Began Operation



2018

• New VI, New Start

PHNXX

2020

Wuhu Factory Built Up



2022

PHNIX staged to a comeback to European exhibitions after COVID-19



2008

Awarded First National High & New Technology Enterprise




2010

Started O2O Business



2013

Nansha Factory Began Operation



2016

• Floated on China New OTC Market (stock code: 836716)



• 80edays Challenge



2019

Europe Service Center Went into Operation



2021

Launched the 1st R290 A/W Heat Pump & DHW Heat Pump



2023

To be expected!

Certifications & Patents

In each of its operation service, PHNIX's top priority is to ensure the reliability and quality of its products and meet the technical & professional certifications of overseas markets. As an international brand, PHNIX holds several international certifications, including CE, CB, ETL, AHRI, MCS, SAA, ErP, KEYMARK, Standard Mark, WaterMark and so on. Meanwhile, PHNIX has acquired 1,108 national patents in the field of heat pump applications and heat pump technologies in China.



PHNIX has built up a variety of professional testing labs, providing a full range of tests for its products, which include general capacity testing, noise acoustic testing, reliability testing and low temperature resistant testing, etc. The labs are recognized by world-famous associations and have achieved strategic partner of SGS, AHRI, Intertek, etc. Particularly, the -45°C testing lab has become the industry benchmark in China.



Manufacturing Center



PHNIX Idea Park (Located in Dagang, Nansha)

Production Line: **10**
Annual Output: **430,000** units

Main Product: Air to Water Heat Pump,
Swimming Pool Heat Pump

Nansha Factory (Located in Dachong, Nansha)

Production Line: **5**
Annual Output: **42,000** units

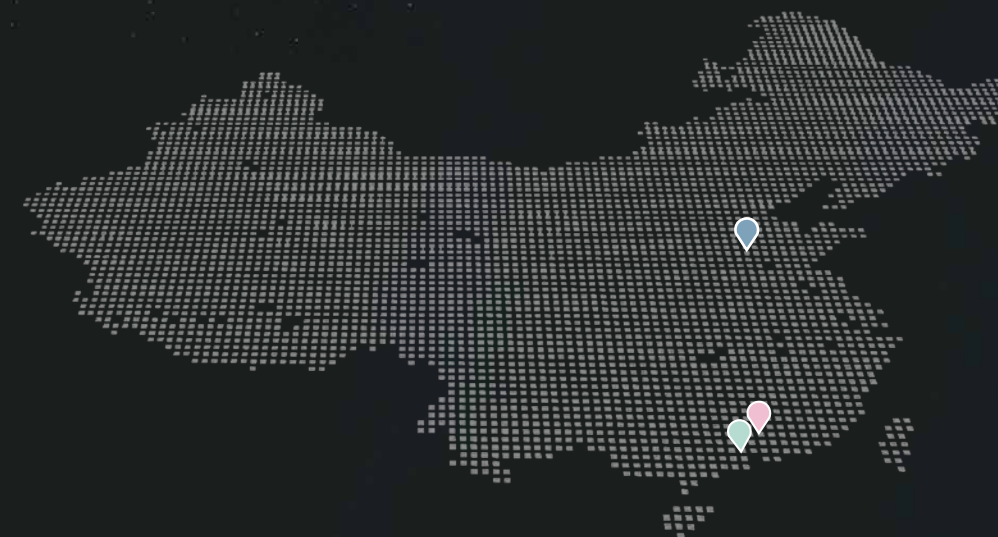
Main Product: Domestic Hot
Water Heat Pump



Anhui Factory (Located in Wuhu, Anhui)

Production Line: **17**
Annual Output: **700,000** units

Main Product: Air to Water Heat Pump,
Swimming Pool Heat Pump



Production Advantage

Since 2005, PHNIX has started transforming the structure of the factory and focusing on building automatic intelligence technology into the production process. Up to now, the production process has involved multiple automatic production devices, including Copper Pipe Cutter, Pipe Bender Robot, Automated Vacuum Circulatory System, Robotic Palletization, Packaging, AGV and so on. Over 30% of automatic production devices are involved in PHNIX manufacturing process. Moreover, an advanced MES system is engaged in the management of production, making the production more intelligent and digital.

To follow through on this commitment to quality, PHNIX has built a total of 22 labs with capability of testing heat pump products range from 3kW to 250kW. With world leading testing level, the lab can conduct tests for performance in every aspects, including noise level, low temperature resistant, UV, salt spray, RoHS, heat exchanger efficiency, constant temperature and humidity, pressure, temperature etc.



Automatic Vacuum Machine



Assembly Robot



Transportation Test



Vibration Analyzer



Acoustic Test



-25 °C Extremely Cold Test

Cooperative Partners

Heat pump technology is our core strength. PHNIX focuses on technology research and development, adopting the most appropriate components for every heat pump. PHNIX also values technical communications and collaborations with world famous enterprises. PHNIX has a mature supply chain system composed of international branded suppliers. For example, PHNIX has a long history of cooperation with Mitsubishi and Panasonic and has entered strategy cooperative relationship, which has become one of PHNIX core advantages in product quality and stability.



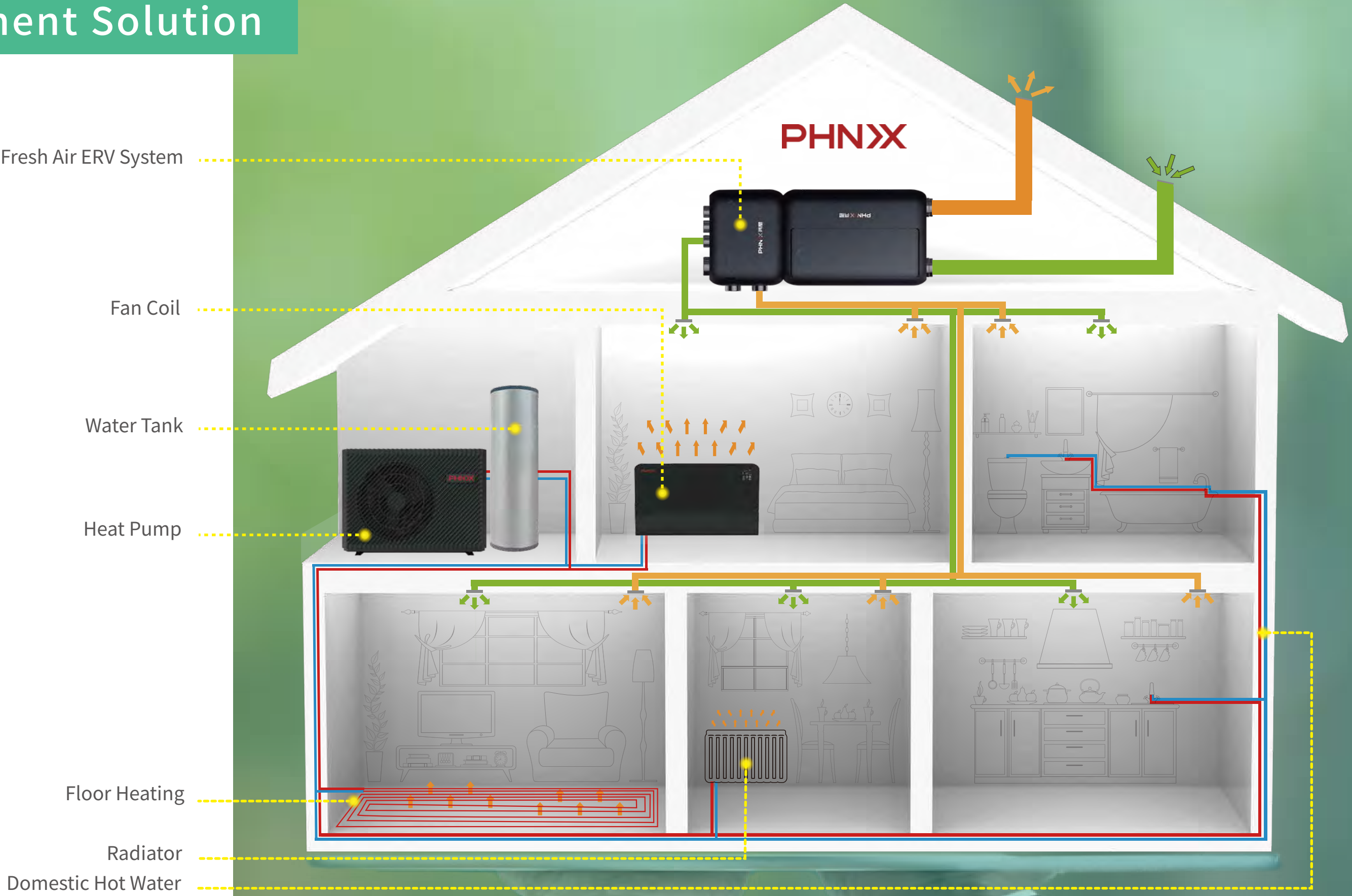
Environmental Refrigerant

To reduce carbon emission to the environment and curb global warming, PHNIX develops R290 air to water heat pump. With many advantages such as low carbon emission and high efficiency, R290 refrigerant is recognized as a refrigerant with the most development potential in the industry, which contributes to the reduction of carbon emission and help achieve the global goal of carbon neutrality.



GWP=3

PHNIX Smart Home Environment Solution



PHNIX DTU Remote Control

With a control board inside, DTU is a module installed in PHNIX house heating heat pump. With one SIM card rooted into the DTU module, the heat pump can be connected to the internet with 4G Mobile signal automatically. Then all the data of the heat pump will be transferred to the cloud (server).

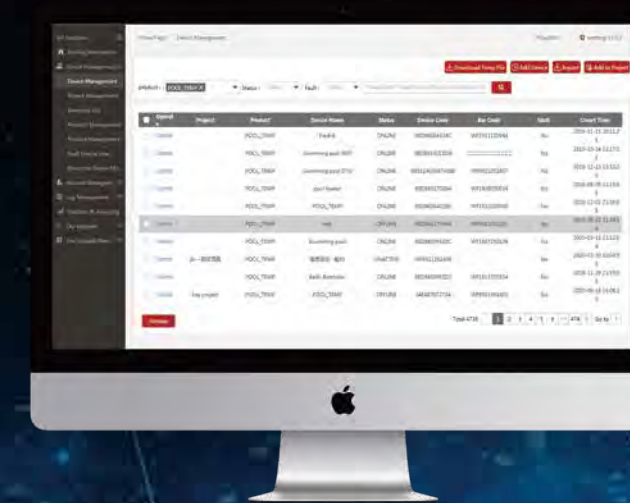
*The DTU module is for optional.

IoT Platform

Central platform management can be realized with DTU function, which effectively saves the cost for labor when service is needed.

The fault report button creates a direct error report channel to the local service provider. When an error is reported, the service provider can notice the error information of the target house heating heat pump from the background system, and contact users immediately to offer help.

*We can only access to the data by approval of requirement from customer.



Inverter Technology

Unlike traditional heat pump with single-speed compressor which by switching on and off periodically to adjust the performance of the heating & cooling, full inverter heat pump uses a variable speed compressor which can automatically adjust the output needed at the lowest consumption of power and maintain the best temperature at different climatic conditions. When the heating demand is high, the inverter compressor and the fan motor will start running at a high speed, inversely, they will run at a low speed.

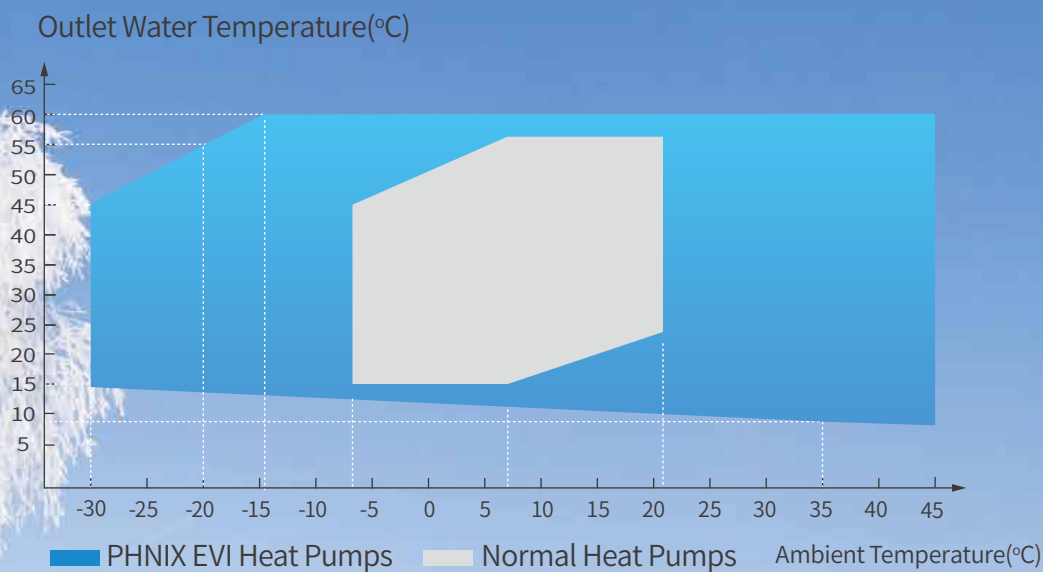
- Achieve an extremely high COP.
- Shorten heating time.
- Greatly save energy and cut down electricity bill.
- Contribute to a quiet neighbor environment.



EVI Technology

The EVI technology ensures the optimum performance of the unit when running at ambient temperature as low as -30°C, which helps to offer users with comfortable house heating and stable hot water all year round.

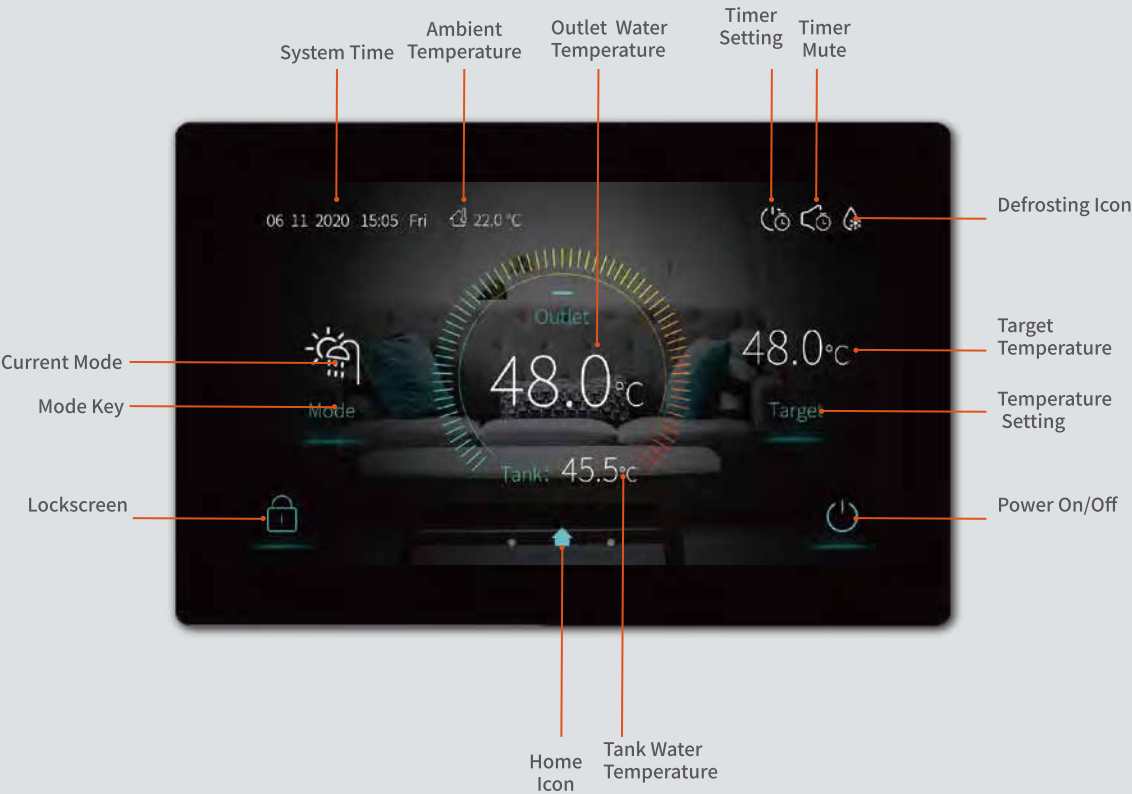
- Wider ambient temperature range for stable running.
- 25% stronger heating capacity and 10% higher COP than normal heat pumps.
- High water temperature outlet.
- Low noise and vibration level.



Smart Touch Display

Two types of controllers are up to choice.

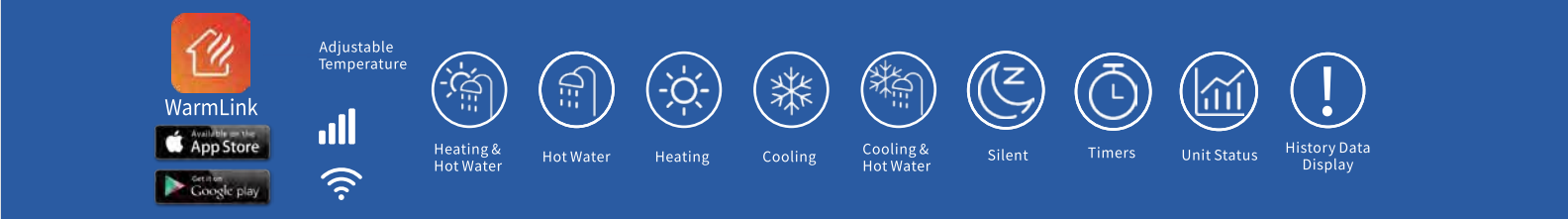
PHNIX Smart Display Inverter Heat Pump has a high-end controller with 5-inch colorful touch screen, which is one of the highlights of this trendy heat pump product. With temperature and power consumption curve, users can always be clear of the energy consumption at a glance. It is incredibly convenient for users from different countries at multi-language function can be chosen.



Available for Option

PHNIX Smart Control Family

Smart APP control brings a lot of convenience to users. Temperature adjustment, mode switching, and timer setting can be achieved on your smart phone. Moreover, you can know power consumption statistics and fault record at anytime and anywhere.





GreenTherm Series

Air to Water Heat Pumps

-25°C

Stable Running
Ambient

DTU

DTU

Colorful Touch
Display

Colorful Touch
Display

A+++

Energy Level

ASA


ASA material

KEYMARK

KEYMARK

MCS

MCS



R290 Refrigerant

To reduce carbon emission to the environment and curb global warming, PHNIX develops R290 air to water heat pump - GreenTherm Series. With many advantages such as low carbon emission and high efficiency, R290 refrigerant is recognized as a refrigerant with the most development potential in the industry, which contributes to the reduction of carbon emission and help achieve the global goal of carbon neutrality.

High Efficiency A+++ Energy Level

GreenTherm Series Air to Water Heat Pump is specially developed with the most cutting-edge heat pump technology and modern design to meet stringent requirements for efficiency, stability and quietness. Not only does GreenTherm Series use R290 green gas and inverter EVI technology, but also is rated with A+++ energy label. With top energy rating A+++, the unit is energy efficient and can greatly reduce energy bills for users.

Noise Reduction Technology

PHNIX dedicates to creating super quiet running environment for users. GreenTherm Series adopts multiple noise reduction technologies, every product has been repeatedly tested and optimized.

Full DC Inverter Technology

GreenTherm Series perfectly combines eco-friendly R290 refrigerant and inverter technology to produce efficient house heating/cooling and hot water even under extremely cold climate.



Model		PASRW020-BP-PS-D	PASRW040-BP-PS-D	PASRW040S-BP-PS-D	PASRW060-BP-PS-D	PASRW060S-BP-PS-D
Power Supply	/	230V~/30~90Hz	230V~/30~90Hz	380V/3N~/30~90Hz	230V~/30~90Hz	380V/3N~/30~90Hz
Heating Condition - Ambient Temp. (DB/WB): 7/6°C, Water Temp. (In/Out): 30/35°C						
Heating Capacity Range	kW	3.10~8.90	5.40~14.95	5.40~14.95	8.00~22.00	8.00~22.00
Heating Power Input Range	kW	0.65~2.10	1.05~3.85	1.05~3.85	1.60~6.90	1.60~6.90
Heating Current Input Range	A	2.9~9.2	4.6~16.9	1.9~6.8	7.0~30.3	2.8~12.2
Cooling Condition - Ambient Temp. (DB/WB): 35/24°C, Water Temp. (In/Out): 12/7°C						
Cooling Capacity Range	kW	1.20~5.72	3.60~10.50	3.60~10.50	4.20~15.00	4.20~15.00
Cooling Power Input Range	kW	0.65~2.40	1.12~4.47	1.12~4.47	1.80~7.30	1.80~7.30
Cooling Current Input Range	A	2.9~10.5	4.9~19.6	2.0~7.9	7.9~32.1	3.2~12.9
Hot Water Condition - Ambient Temp. (DB/WB): 20/15°C, Water Temp. (In/Out): 15/55°C						
Hot Water Capacity Range	kW	3.92~10.68	6.50~18.50	6.50~18.50	10.00~27.00	10.00~27.00
Hot Water Power Input Range	kW	0.78~2.47	1.27~4.65	1.27~4.65	1.90~7.10	1.90~7.10
Hot Water Current Input Range	A	3.4~10.8	5.6~20.4	2.4~8.21	8.3~31.2	3.4~12.5
Max. Power Input	kW	3.0	5.3	5.3	7.5	9.0
Max. Current Input	A	13.5	24.5	10.5	35.0	15.8
Refrigerant / Proper Input	kg	R290 / 0.50kg	R290 / 0.85kg	R290 / 0.85kg	R290 / 1.30kg	R290 / 1.30kg
CO ₂ Equivalent	Ton	0.0015	0.0026	0.0026	0.0039	0.0039
Sound Pressure (1m)	dB(A)	43	42	42	48	46
Operating Ambient Temperature	°C	-25~43				
Fan Motor Type	/	DC				
Unit Dimension(L/W/H)	mm	1167×407×795	1287×458×928	1287×458×928	1250×540×1330	1250×540×1330
Shipping Dimension(L/W/H)	mm	1300×485×940	1420×540×1080	1420×540×1080	1380×570×1480	1380×570×1480

*The data above is for reference only. For mdoel specifications, please refer to the nameplate on the unit.



HeroPremium Series

Air to Water Heat Pumps



-25°C

Stable Running Ambient

DTU

DTU



Colorful Touch Display

A+++

Energy Level

ASA

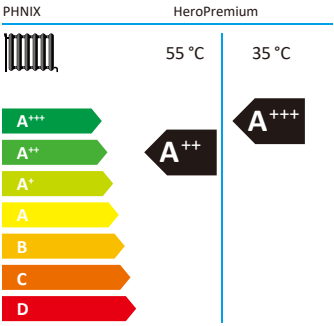
ASA Material



KEYMARK



MCS



High Efficiency A+++ Energy Level

Targeting the European market, HeroPremium Series Air to Water Heat Pump is specially developed with the most cutting-edge heat pump technology and modern design to meet stringent requirements for efficiency, stability and quietness. Not only does HeroPremium series use R32 green gas and inverter EVI technology, but also be rated with A+++ energy label. With top energy rating A+++, the unit is currently most energy efficient and can greatly reduce energy bills for customers.

R32 Refrigerant

R32 contributes greatly to the environment protection since R32 has a low GWP of 675 which is just 32% of R410A. In the same heat pump system, with lower liquid density, the charge amount of R32 is less than that of R410A, which brings in higher economic efficiency. The heat needed to evaporate R32 is greater than that of R410A so that the required mass flow rate per unit is smaller and the COP is higher. We not only take care of your family but also contribute to protecting the earth.

DC Inverter EVI Technology

The EVI technology ensures the optimum performance of the unit when running at ambient temperature as low as -25°C, which helps to offer users with comfortable house heating and stable hot water supply all year round.

Noise Reduction Technology

Thanks to the unique soundproof internal structure, the sound pressure of this type of Air to Water Heat Pump is kept to as low as 42dB(A) at 1 meter distance (Min. Flow).



Model		PASRW020-BP-PS-B	PASRW040-BP-PS-B	PASRW040S-BP-PS-B	PASRW060-BP-PS-B	PASRW060S-BP-PS-B
Power Supply	/	230V~/30~90Hz	230V~/30~90Hz	380V/3N~/30~90Hz	230V~/30~90Hz	380V/3N~/30~90Hz
Heating Condition - Ambient Temp. (DB/WB): 7/6°C, Water Temp. (In/Out): 30/35°C						
Heating Capacity Range	kW	2.30~8.20	3.80~12.50	3.80~12.50	7.00~23.00	7.00~23.00
Heating Power Input Range	kW	0.50~1.84	0.80~2.95	0.80~2.95	1.27~5.20	1.27~5.20
Cooling Condition - Ambient Temp. (DB/WB): 35/24°C, Water Temp. (In/Out): 12/7°C						
Cooling Capacity Range	kW	1.56~6.00	2.20~10.0	2.20~10.00	6.30~18.40	6.30~18.40
Cooling Power Input Range	kW	0.63~2.36	1.10~3.80	1.10~3.80	1.63~7.05	1.63~7.05
Hot Water Condition - Ambient Temp. (DB/WB): 20/15°C, Water Temp. (In/Out): 15/55°C						
Hot Water Capacity Range	kW	3.00~9.50	4.15~16.00	4.15~16.00	10.20~29.90	10.20~29.90
Hot Water Power Input Range	kW	0.62~2.30	0.90~3.85	0.90~3.85	2.10~6.29	2.10~6.29
SCOP(35°C)	/	4.80	4.81	4.77	4.71	4.71
SCOP(55°C)	/	3.35	3.41	3.44	3.46	3.46
Water Flow	m³/h	1.00	1.70	1.70	2.90	2.90
Refrigerant / Proper Input	kg	R32/1.3kg	R32/1.8kg	R32/1.8kg	R32/2.3kg	R32/2.3kg
CO ₂ Equivalent	Ton	0.88	1.22	1.22	1.55	1.55
Sound Pressure at Rated Flow (1m)	dB(A)	42	43	45	46	46
Fan Motor Type	/	DC motor				
Operating Ambient Temperature	°C	-25~43				
Unit Dimensions(L/W/H)	mm	1167×407×795	1287×458×928	1287×458×928	1250×540×1330	1250×540×1330
Shipping Dimensions(L/W/H)	mm	1200×469×945	1320×520×950	1320×520×950	1300×600×1450	1300×600×1450

*The data above is for reference only. For mdoel specifications, please refer to the nameplate on the unit.



HeroPlus Series

Air to Water Heat Pumps



Inverter Technology



DTU



Colorful Touch Display



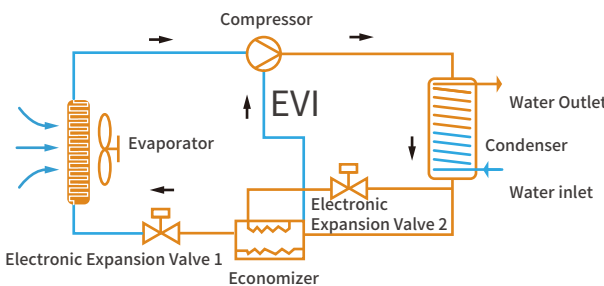
A+++



Intelligent Defrosting

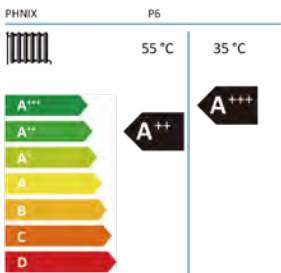


MCS



-25°C Inverter EVI

Being the smart heat pump elite, HeroPlus Series perfectly combines eco-friendly R32 refrigerant and inverter EVI technology to produce 60°C hot Water as well as stable house heating even under -25°C low temperature condition.

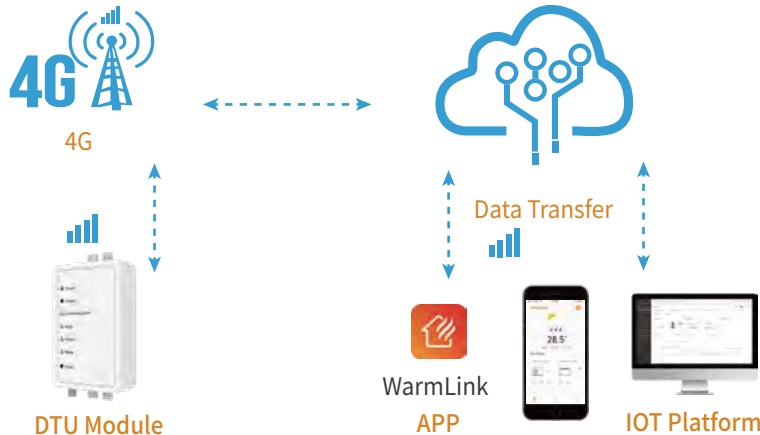


A+++ Energy Level

PHNIX DC inverter technology enables the heat pump to adjust its frequency from 30Hz to 90Hz according to real heating requirement. With this technology, PHNIX HeroPlus Series (P6 model) achieves an energy level of A+++ according to ErP directive.

DTU

3G/4G mobile data module is also available in case the machine installation area has no wifi coverage. Users can control the operation of the HeroPlus Series on the WarmLink App by connecting to the 3G/4G mobile data network.



Model	P6	P10A	P10T	P17A	P17T	P24T
Performance Condition: Outdoor air 7°C / 6°C, Inlet / Outlet water 30°C / 35°C						
Heating Capacity	kW 2.3~8.3	4.7~12.5	4.7~12.5	7.0~20.5	7.0~20.5	10.0~25.0
Heating Power Input	kW 0.6~1.8	1.1~3.4	1.1~3.4	1.5~6.0	1.5~6.0	2.8~5.7
Performance Condition: Outdoor air 35°C / 24°C, Inlet / Outlet water 12°C / 7°C						
Cooling Capacity	kW 2.0~6.1	3.2~11.3	3.2~11.3	5.5~15.5	5.5~15.5	6.4~15.8
Cooling Power Input	kW 0.7~2.2	1.3~4.6	1.3~4.6	1.5~6.0	1.5~6.0	3.4~6.8
Performance Condition: Outdoor air 20°C / 15°C, water circulates from 15°C to 55 °C						
Hot Water Capacity	kW 3.0~9.8	5.8~16.2	5.8~16.2	9.4~24.3	9.4~24.3	14.3~28.1
Hot Water Power Input	kW 0.6~2.4	1.2~4.2	1.2~4.2	2.1~6.4	2.1~6.4	3.4~7.0
Rated Voltage/ Frequency	/	208-240V~/30-90Hz	380-460V/3N~/30-90Hz	208-240V~/30-90Hz	380-460V/3N~/30-90Hz	
Max. Power Input	kW 2.9	4.6	4.6	7.2	7.2	12.8
Max. Current Input	A 13.0	21.5	7.6	33.2	12.0	20.5
Refrigerant/ Proper Input	kg R32/1.3kg	R32/1.7kg	R32/1.6kg	R32/2.0kg	R32/2.0kg	R32/3.4kg
CO ₂ Equivalent	Ton 0.88	1.15	1.08	1.35	1.35	2.30
Sound Pressure Noise(1m)	dB(A) 37~54	42~55	42~55	44~58	44~58	53~59
Operating Ambient Temperature	°C -25~43	-25~43	-25~43	-25~43	-25~43	-25~43
Fan Motor Type	/	DC	DC	DC	DC	DC
Unit Dimensions(L/W/H)	mm 1002×490×805	953×460×915		997×437×1315		1178×450×1605
Shipping Dimensions(L/W/H)	mm 1060×500×825	1040×490×920		1070×435×1340		1210×490×1650

*The data above is for reference only. For mdoel specifications, please refer to the nameplate on the unit.

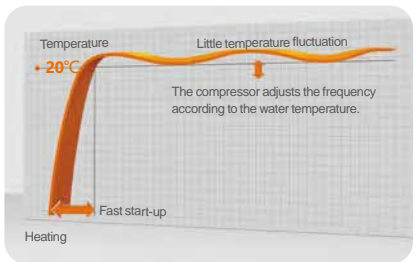


Hero Series

Air to Water Heat Pumps



- Inverter Technology
- Energy Saving
Up to 30%
- Intelligent Defrosting
- Colorful Touch
Display
- 0.1°C
Accurate Temperature
Control
- A++



0.1°C Precise Temperature Control

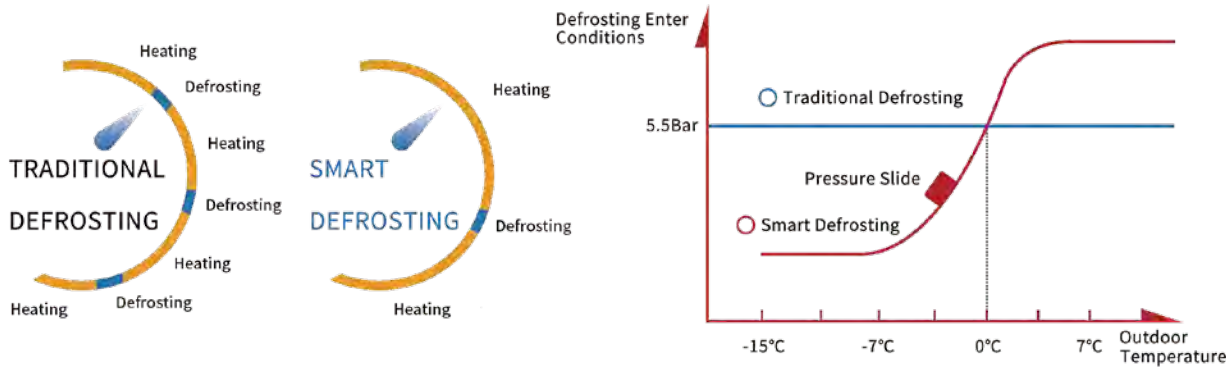
The unit can change the operating frequency of the compressor automatically according to the heating or cooling demand. When the temperature is close to the target temperature, the unit runs at a lower frequency. Furthermore, the accuracy of the temperature control can be as precise as 0.1 °C.

Water Temp Curve

By generating a curve and showing directly on the controller, users can have a clear picture on the changes of water flow and easily monitor it.

Intelligent Defrosting

Hero Series uses the pressure sliding defrosting technology to figure out the exact defrosting time and start intelligent defrosting according to the real frosting condition, which reduces energy consumption under low temperature environment and prevents defrosting errors.



Model		H6	H8A	H15B	H25T
Performance Condition: Outdoor air 7°C / 6°C, Inlet / Outlet water 30°C / 35°C					
Heating Capacity	kW	1.9~6.4	2.5~10.8	5.0~17.3	7.0~25.1
Heating Power Input	kW	0.6~2.0	0.8~2.8	1.2~4.6	7.0~20.0
Performance Condition: Outdoor air 35°C / 24°C, Inlet / Outlet water 12°C / 7°C					
Cooling Capacity	kW	1.6~5.4	2.0~10.0	5.0~14.5	7.0~20.0
Cooling Power Input	kW	0.6~1.9	1.0~3.4	1.6~5.6	2.5~9.0
Performance Condition: Outdoor air 20°C / 15°C, water circulates from 15°C to 55 °C					
Hot Water Capacity	kW	3.0~9.8	5.8~16.2	5.8~16.2	9.4~24.3
Hot Water Power Input	kW	0.6~2.4	1.2~4.2	1.2~4.2	2.1~6.4
Rated Voltage/ Frequency	/	208-240V~/30-90Hz			380-460V/3N~/30-90Hz
Max. Power Input	kW	2.9	4.6	4.6	7.2
Max. Current Input	A	8.7	18.0+13.7	27.0	14.0
Refrigerant/ Proper Input	kg	R410A/1.7kg	R410A/2.4kg	R410A/3.2kg	R410A/4.4kg
CO ₂ Equivalent	Ton	3.55	5.00	6.68	9.19
Sound Pressure Noise(1m)	dB(A)	54	54	58	62
Compressor	Brand	Mitsubishi Electric	Mitsubishi Electric	Mitsubishi Electric	Mitsubishi Electric
Operating Ambient Temperature	°C	-15~43	-20~52	-20~52	-20~52
Fan Motor Type	/	DC	DC	DC	DC
Unit Dimensions(L/W/H)	mm	1052×490×790	980×465×910	990×437×1315	1135×450×1588
Shipping Dimensions(L/W/H)	mm	1070×510×945	1050×500×1060	1080×445×1480	1290×530×1760

*The data above is for reference only. For mdoel specifications, please refer to the nameplate on the unit.



HeroPro Series

Air to Water Heat Pumps



Stable Running Under Cold Climate



DTU



Colorful Touch Display



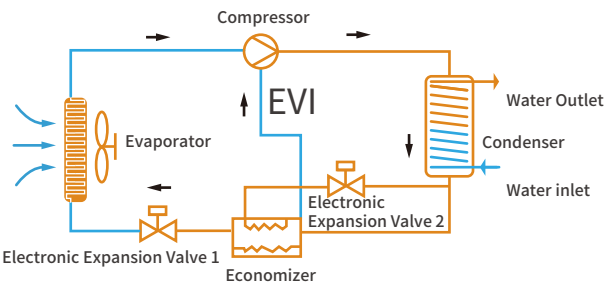
High COP



R410A Refrigerant



Energy Level



-30°C EVI Technology

Being the smart heat pump elite, HeroPro Series perfectly combines eco-friendly R410A refrigerant and inverter EVI technology to produce 60°C hot water as well as stable house heating even under -30°C low temperature condition.

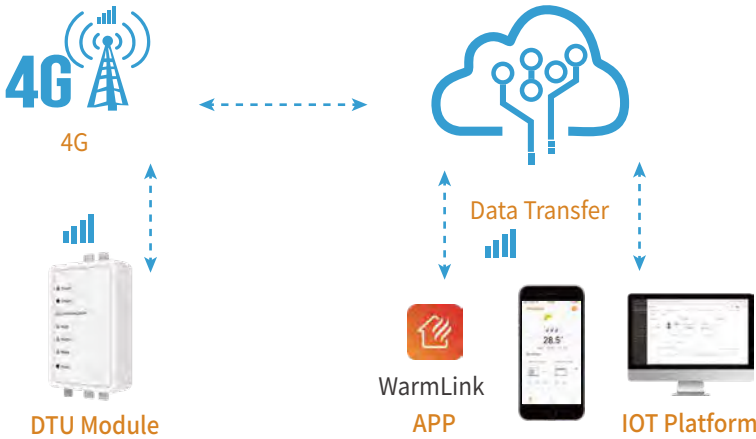


Light Commercial Application

With the capability of stably running under extremely cold climate, HeroPro Series is an ideal option for hotels, holiday resort and schools in super cold areas, such as Northern Europe, Russia, etc.

DTU

3G/4G mobile data module is also available in case the machine installation area has no wifi coverage. Users can control the operation of the HeroPro Series on the WarmLink App by connecting to the 3G/4G mobile data network.



Model		HP10	HP14	HP18	HP26T	HP30T	HP38T
Performance Condition: Outdoor air 7°C / 6°C, Inlet / Outlet water 30°C / 35°C							
Heating Capacity	kW	4.2~12.0	5.6~16.8	7.2~20.0	9.8~27.3	11.5~31.5	15.0~41.0
Heating Power Input	kW	1.2~4.0	1.6~5.6	2.1~6.8	3.5~10.6	3.4~10.5	5.0~13.8
Performance Condition: Outdoor air 35°C / 24°C, Inlet / Outlet water 12°C / 7°C							
Cooling Capacity	kW	3.6~9.6	5.0~13.4	6.3~16.5	8.3~23.1	10.2~28.2	11.9~33.1
Cooling Power Input	kW	1.2~4.0	1.6~5.6	2.1~6.8	3.5~10.6	4.4~13.6	5.0~13.8
Performance Condition: Outdoor air 20°C / 15°C, water circulates from 15°C to 55 °C							
Hot Water Capacity	kW	5.3~13.5	5.8~15.1	7.5~21.1	10.0~27.5	11.8~32.0	15.5~41.5
Hot Water Power Input	kW	1.5~4.3	1.6~5.0	2.1~7.1	3.7~10.8	4.5~13.8	5.2~14.0
Rated Voltage/ Frequency	/	208~240V~/30~90Hz			380~460V/3N~/30~90Hz		
Max. Power Input	kW	4.6	4.8	7.0	10.6	13.6	16.0
Max. Current Input	A	21.0	21.8	32.0	17.0	25.5	31.2
Refrigerant/ Proper Input	kg	R410A/2.2kg	R410A/2.5kg	R410A/2.8kg	R410A/4.5kg	R410A/5.0kg	R410A/6.6kg
CO ₂ Equivalent	Ton	4.59	5.22	5.85	9.40	10.44	13.78
Sound Pressure Noise(1m)	dB(A)	38~52	40~53	42~54	44~57	44~58	45~60
Compressor	/	GMCC	Landa	GMCC	Panasonic	Panasonic	Highly
Operating Ambient Temperature	°C	-30~52	-30~52	-30~52	-30~52	-30~52	-30~52
Fan Motor Type	/	DC	DC	DC	DC	DC	DC
Unit Dimensions(L/W/H)	mm	955×470×910	1000×440×1325	1000×440×1325	1175×450×1600	1175×450×1600	1700×800×1685
Shipping Dimensions(L/W/H)	mm	1040×490×1050	1070×440×1470	1070×440×1470	1240×450×1730	1240×450×1730	1830×910×2000

*The data above is for reference only. For mdoel specifications, please refer to the nameplate on the unit.



HeatPro Series

Air to Water Heat Pumps



-30°C

Stable Running Under Cold Climate

DTU

DTU

Colorful Touch Display

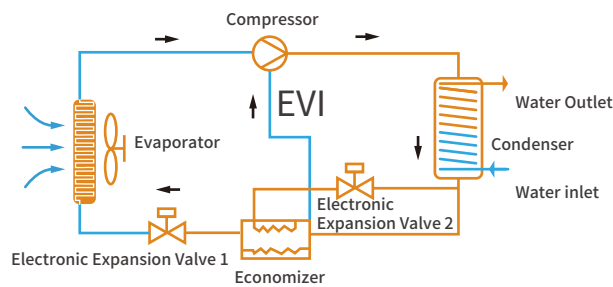
Colorful Touch Display

RS485

BMS/RS485 Central Control

A+

Energy Level



EVI Technology

Being the smart heat pump elite, HeatPro Series perfectly combines eco-friendly R410A refrigerant and inverter EVI technology to produce 60°C hot water as well as stable house heating even under -30°C low temperature condition.

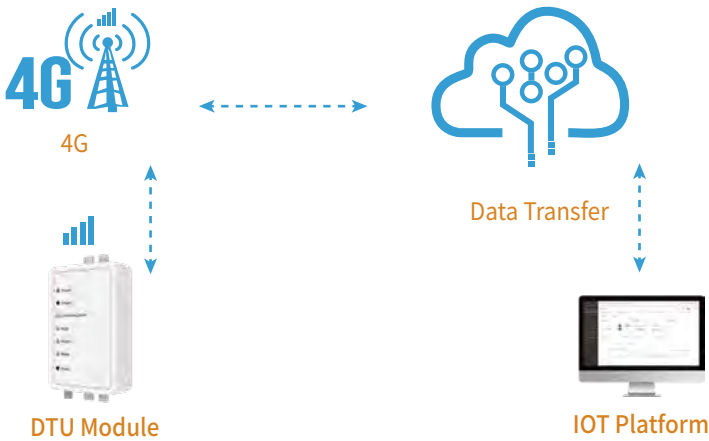
RS485

HeatPro Series is highlighted with central control system as a RS485 serial port is designed for communications in every unit.



DTU

3G/4G mobile data module is also available in case the machine installation area has no wifi coverage. Users can control the operation of the HeatPro Series on the WarmLink App by connecting to the 3G/4G mobile data network.



Model		KV15A	KV15T	KV24A	KV24T	PASHW 150S-PS	PASRW 300S-PS
Performance Condition: Outdoor air 7°C / 6°C, Inlet / Outlet water 30°C / 35°C							
Heating Capacity	kW	15.7	15.7	24.4	24.4	40.2	88.5
Heating Power Input	kW	3.8	3.8	6.2	6.2	11.4	22.5
Performance Condition: Outdoor air 35°C / 24°C, Inlet / Outlet water 12°C / 7°C							
Cooling Capacity	kW	11.5	11.5	17.0	17.0	27.3	65.1
Cooling Power Input	kW	4.0	4.0	7.9	7.8	10.6	25.4
Performance Condition: Outdoor air 20°C / 15°C, water circulates from 15°C to 55 °C							
Hot Water Capacity	kW	19.0	19.0	29.6	29.6	50.0	108.0
Hot Water Power Input	kW	4.1	4.1	7.3	7.3	10.8	27.2
Rated Voltage/ Frequency		/ 208-230V~/50Hz		380-415V~/3N~/50Hz		208-230V~/50Hz	
Max. Power Input	kW	8.1	8.1	10.2	10.2	15.7	41.5
Max. Current Input	A	13.5	13.5	18.7	18.7	21.3	76.9
Refrigerant/ Proper Input	kg	R410A/3.0kg		R410A/2×2.2kg		R410A/9.0kg	R410A/2×9.0kg
CO ₂ Equivalent	Ton	6.26	6.26	9.19	9.19	18.79	37.58
Sound Pressure Noise(1m)	dB(A)	56	55	58	58	68	73
Circulation Pump	/	/	/	/	/	/	/
Operating Ambient Temperature	°C	-30~45	-30~45	-30~45	-30~45	-30~45	-30~45
Fan Motor Type	/	DC	DC	DC	DC	DC	AC
Unit Dimensions(L/W/H)	mm	955×435×1315		1175×450×1588		1415×860×1870	2170×1070×2100
Shipping Dimensions(L/W/H)	mm	1070×415×1330		1200×430×1600		1460×920×1920	2220×1130×2150

*The data above is for reference only. For mdoel specifications, please refer to the nameplate on the unit.



PolarisPro Series

Commercial Heat Pumps



DTU



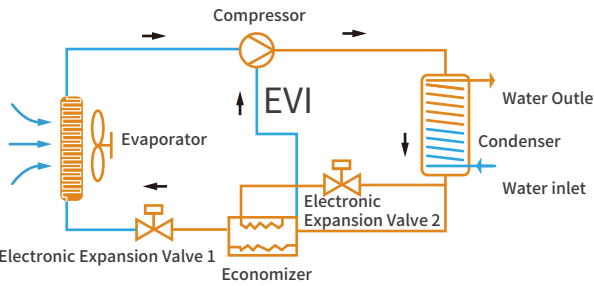
Fast Heating



Low Noise



Intelligent Defrosting



Inverter EVI Technology

With PHNIX inverter EVI technology, the PolarisPro Series can achieve stable heating performance even in low temperature of -38°C. The overall heating capacity is increased by about 20%.

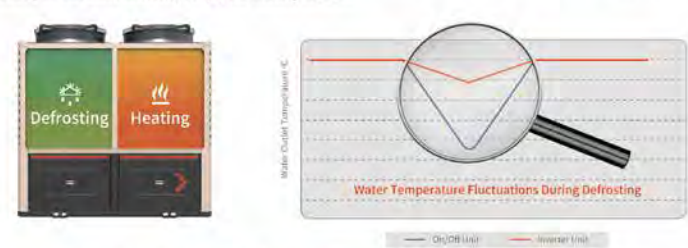


Dual Cabinet Design

With two independent cabinets, the unit can run fluently even when one system is under maintenance. The bottom and the upper part of the unit are separated, preventing damage caused by water that might come from the upper part.

Constant Water Temperature

Thanks to the dual cabinet design, the unit can perform heating and defrosting simultaneously and separately, so the interruption of defrosting on the overall heating can be reduced and the stability of water heating can be maximized.



RS485

Polaries Series is highlighted with central control system as a RS485 serial port is designed for communications in every unit.



PASRW150S-PS-BP			PASRW300S-PS-BP
Rated Heating (A20/W55°C)	Heating Capacity	kW	40.00
	Heating Power Input	kW	8.50
	COP	/	4.70
Rated Heating One (A7/W45°C)	Heating Capacity	kW	41.5(16.0~50.0)
	Heating Power Input	kW	12.2(4.5~17.5)
	COP	/	3.40(2.86~3.65)
Rated Heating Two (A-12/W41°C)	Heating Capacity	kW	30.0(11.3~33.2)
	Heating Power Input	kW	13.0(4.7~15.8)
	COP	/	2.31(2.10~2.75)
Rated Heating Three (A-20/W41°C)	Heating Capacity	kW	24.2(13.2~26.9)
	Heating Power Input	kW	12.5(6.6~14.6)
	COP	/	1.94(1.84~2.12)
Heating IPLV (H)		/	3.25
Cooling IPLV (C)		/	4.00
Power Supply		/	380V/3N~/50Hz~60Hz
Max. Power Input		kW	18.50
Max. Running Current		A	29.50
Operating Temperature Range		°C	-38~55
Water Flow Volume	Hot Water	m³/h	6.88
	Heating (-12/-14°C)	m³/h	5.70
Water Pressure Drop	Hot Water	kPa	75.00
	Heating (-12/-14°C)	kPa	50.00
Water Connection		/	DN40
Noise		dB(A)	61(56~65)
Net Weight		kg	490.00
Gross Weight		kg	560.00
Net Dimensions(L/W/H)		mm	1195×980×1900

Rated heating: outdoor dry/wet bulb temperature is 20/15°C, initial water temperature is 15°C, target water temperature is 55°C, circulating heating temperature difference is 5°C
Normal temperature heating: outdoor dry/wet bulb temperature is 7/6°C, unit inlet and outlet water temperature is 40/45°C
Low temperature heating: The outdoor dry/wet bulb temperature is -12/-14°C, and the unit outlet water temperature is 41°C
Ultra-low temperature conditions: the outdoor dry bulb temperature is -20°C, and the unit outlet water temperature is 41°C
Nominal cooling: outdoor dry/wet bulb temperature is 35/24°C, unit outlet water temperature is 7°C, unit inlet water temperature is 12°C



Hydraulic Fan Coils

Excellent in Performance
Elegant in Appearance



Ultra-thin Casing



Super Quiet Running



Flexible Installtion



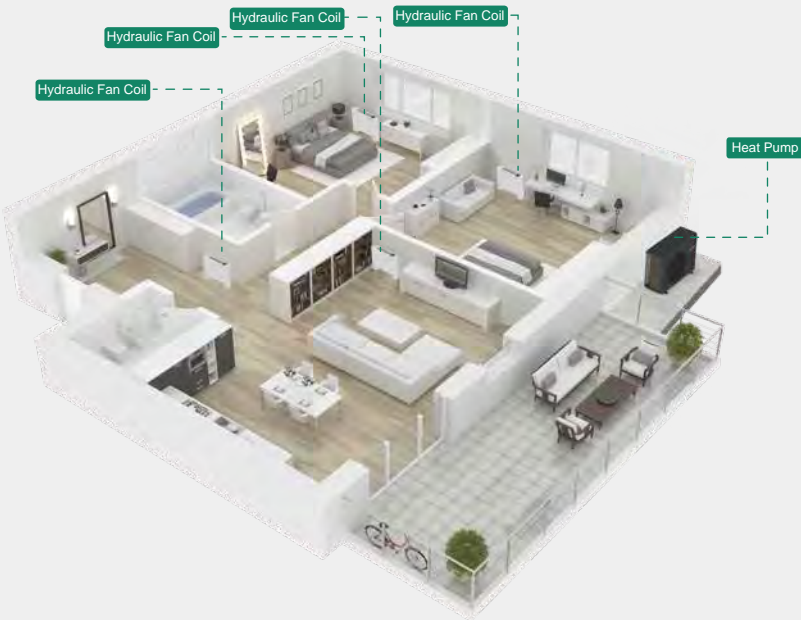
Smart Control



Variable Fan Speed

Solution

This solution is specially designed for residential use. Cooperating with PHNIX heat pumps, PHNIX Hydraulic Fan Coil provides heating and cooling for the families. The advantages of ultra-thin design, elegant appearance together with super quiet feature provide a fashionable and comfortable life for users.



Smart Control



Smart control brings great convenience to users, which can create an easy way for users to control the fan coil, helping them focus more on enjoying quality life.

Hydraulic Fan Coil PFP-C can be easily controlled by the touch display.

Hydraulic Fan Coil PFP-D can be controlled by the controller with control buttons. Especially, PFP-D allows users to control and monitor the fan coil appliance handily via connecting WIFI. In general, with a WIFI connection, users can check the running state of the unit on WarmLink APP whenever they want and wherever they are, and also set the time for auto start and stop.




Model										
PFP-025(V)-C PFP-040(V)-C PFP-060(V)-C PFP-080(V)-C PFP-100(V)-C PFP-025-D PFP-045-D PFP-065-D PFP-085-D										
Heating: Ambinet temp.(DB/WB): 20°C-, Water temp.(In/Out): 70°C/60°C										
Heating Capacity	W	2550	3950	5750	7200	9400	2750	4435	5950	7450
	BTU/h	8670	13430	19550	24480	31960	9380	15130	20300	25400
Water Flow Rate	l/h	219	340	494	619	808	280	380	540	680
Water Pressure Drop	kPa	10.6	12.2	26.2	27.5	28.2	10.6	12.2	26.2	27.5
Heating: Ambinet temp.(DB/WB): 20°C/-, Water temp.(In/Out): 50°C/45°C;										
Heating Capacity	W	1350	2500	3350	4300	5200	1450	2800	3450	4400
	BTU/h	4590	8500	11390	14620	17680	4940	9550	11700	15000
Water Flow Rate	l/h	232	430	576	739	894	320	460	580	740
Water Pressure Drop	kPa	10.8	13.1	27.5	27.9	28.5	10.8	13.1	27.5	27.9
Cooling: Ambinet temp.(DB/WB): 27°C/19°C, Water temp.(In/Out): 7°C/12°C.										
Cooling Capacity	W	1000	1900	2500	3500	4350	1100	2100	2650	3700
	BTU/h	3400	6460	8500	11900	14790	3750	7160	9040	12600
Water Flow Rate	l/h	172	327	430	602	748	170	330	430	600
Water Pressure Drop	kPa	11.1	13.3	27.7	28.3	30.6	11.1	13.3	27.7	28.3
Air Volume(DC Motor)	m³/h	160	320	460	580	650	160	320	460	580
Noise(H)	dB(A)	40	44	46	47	48	30	32	37	39
Noise(L)	dB(A)	24	27	28	28	30	24	27	28	28
Power Supply	V/Ph/Hz	220~240V/1/50Hz~60Hz					220~240V/50Hz~60Hz			
Power Input	W	15	20	23	25	32	15	20	23	25
Water In/Out	inch	3/4								
Drain Connection	mm	16								
Net Dimensions(L/W/H)	mm	700×130×670	900×130×670	1100×130×670	1300×130×670	1500×130×670	730×125×586	930×125×586	1130×125×586	1330×125×586
Shipping Dimensions(L/W/H)	mm	740×180×730	940×180×730	1140×180×730	1340×180×730	1540×180×730	780×190×655	980×190×655	1180×190×655	1380×190×655


*The data above is for reference only. For mdoel specifications, please refer to the nameplate on the unit.





Fresh Air ERV System


Relax and Enjoy the Fresh Air


- 

Central Fresh Air
- 

EPP Cabinet
- 

High Purification
- 

EC Motor
- 

Silent Running
- 

Energy Level

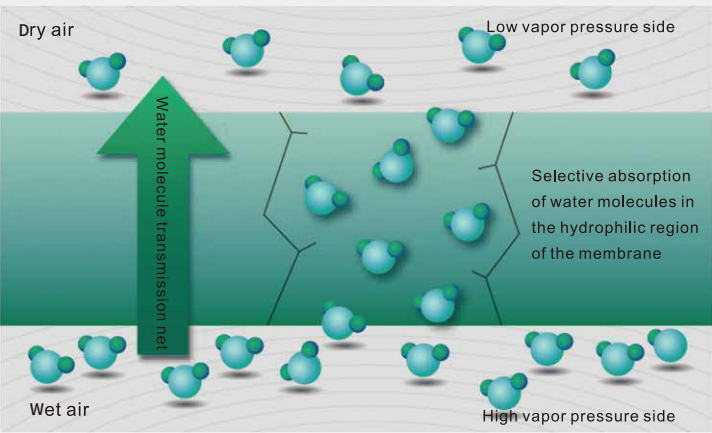
Principle of Graphene

Graphene modified antibacterial membrane is a functional polymer membrane based on graphene modification. The material is 100% solid, non-volatile, non-toxic, harmless, and can be in direct contact with the skin.



Graphene Heat Exchanger

The Graphene Heat Exchanger adopts non-polluting energy recovery technology to realize energy transferring between fresh air and exhaust air. Thus, it reduces the indoor temperature loss caused by ventilation.




Model		PXF-A
Filter	/	High Efficiency HEPA
Pipe Size (indoor air)	mm	6-Φ75/3-Φ110
Pipe Size (fresh air)	mm	Φ160
Installation	/	Wall-mounted/Ceiling
Working Range	°C	-20~60
Net Weight	kg	10
Gross Weight	kg	12
Unit Dimension (L/W/H)	mm	874×682×270

Model		PDJX-350-EC
Rated Power	W	163.0
Power Supply	V/Ph/Hz	208-240V/50Hz~60Hz
Air Outlet Pressure	Pa	100
Air Volume	m³/h	360
ERP	/	A
Filter	/	Primary/Medium/High Efficiency HEPA
Sensor Type	/	PM2.5/CO2/TVOC/Temperature/Humidity
EVI Exchanging Efficiency	/	68.3%
Heat Exchanger	/	Macromolecule Nanometer Materials
Pipe Size (indoor air)	mm	Φ160
Pipe Size (fresh air)	mm	Φ160
Sound Power Level	dB(A)	56
Installation	/	Wall-mounted/Ceiling
Working Range	°C	-30~43
Net Weight	kg	27
Gross Weight	kg	30
Unit Dimensions(L/W/H)	mm	1232×830×270

Testing condition of heat exchanging: outdoor fresh air: 35°C/28°C(DB/WB); indoor return air: 27 °C/21.2 °C(DB/WB).

*The data above is for reference only. For mdoel specifications, please refer to the nameplate on the unit.


*The noise data is tested based on EU1254/2014; 2014-07-11 without air silencer distributor and duct.








EasyHydro

Make Heat Pump Installation Easy!

- 

Easy Installation
- 

Compact Design
- 

Smart Wire Controller
- 

Flexible Installation

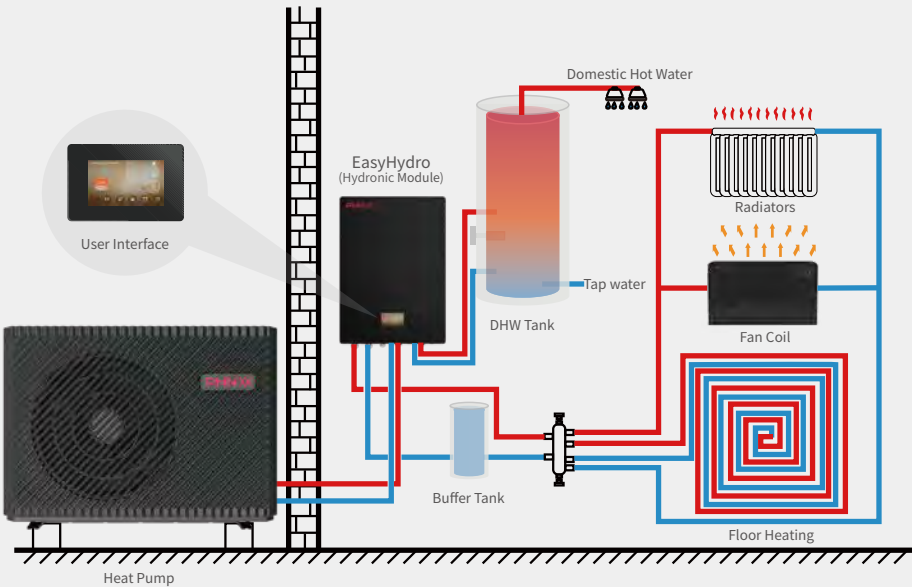
Component Integration

Apart from the heat pump unit, EasyHydro is an integration of all main components, including water pump, valves, filters, constant pressure water replenishment device, electric control cabinet, etc. That is why the unit has the thinnest 265 mm design in the market.



Installation with EasyHydro

PHNIX provides the monoblock heat pump and the EasyHydro. EasyHydro includes a balance tank, one space heating/cooling circulation water pump, one DHW pump, a safety valve, a water charge valve, an expansion tank and an electrical heater. When install the unit, installer should connect the heat pump directly to the EasyHydro while the buffer tank (for space heating/cooling) is considered whether to add or not. Storage water tank is needed for the domestic hot water application. Temperature sensor should be added in the storage water tank.



Model		PSRW040-W	PSRW040S-W
Power Supply	/	230V/50Hz~60Hz	380V/3N~/50-60Hz
Heating Capacity	kW	10	
Cooling Capacity	kW	8	
Water Volume	L/H	300	
Operation Ambient Temp. Range	°C	-25~43	
Water Temp. Range	°C	5~60	
Water Connection	inch	1	
Heating Side Water Connection	inch	1	
Hot Water Side Water Connection	inch	3/4	
Heating Side Pressure (Max)	bar	3	
Hot Water Side Pressure (Max)	bar	10	
Main Circulation Water Pump	/	DC Water pump	
Water Head	m	7.5	
Heating Water Pump	/	DC Water pump	
Water Head	m	10.5	
Hot Water Water Pump	/	DC Water pump	
Water Head	m	7.5	
Expansion Tank	L	6	
Stepless Auxiliary Heater	kW	0~6	
Sound pressure at 1 meter	dB(A)	35	
Net Weight	kg	30	
Unit Dimensions (L x W x H)	mm	720×520×265	

The above data is for reference only; specific data is subject to the product nameplate.



Multi-functional Water Tank



Patented Design



Compact Design



Colorful Touch Display

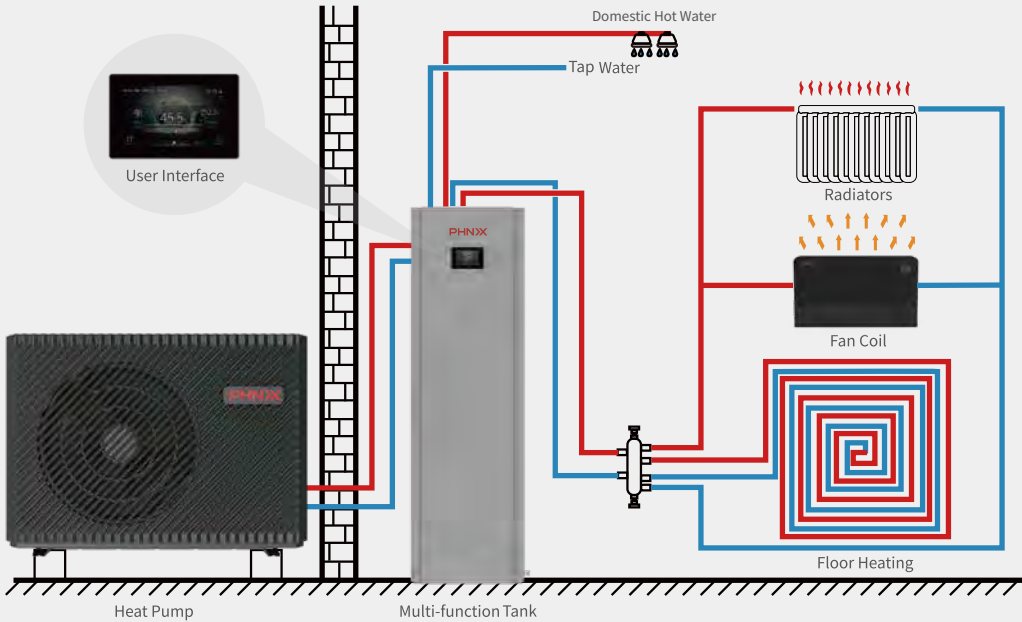


Compact Inner Structure Design

The compact inner structure makes the water tank very flexible in installation and it won't take up too much space at users' houses.

Installation with Multi-functional Water Tank

To make the water tank versatile, PHINIX R&D team designed the water tank with a new system according to three different options of application modes. In general, the Multi-functional Water Tank is connected to a waterway bypass and its system includes several key components which are electric 3-way regulating valve, buffer tank, and expansion tank. As a thermal storage type water tank, it can be used in house heating and hot water supply simultaneously, fulfilling users' different demands in all seasons.



Model		PASRF060S-D-T	PASRF060-D-T
Power Supply	/	380~415V/50Hz~60Hz	220-240V~/50Hz~60Hz
Water Tank Capacity	L	150	150
Buffer Capacity	L	60	60
Water Connection	mm	15.88	15.88
Heating Side Water Connection	mm	28	28
Hot Water Side Water Connection	mm	15.88	15.88
Buffer Tank Inlet and Outlet	mm	28	28
Hot Water Side Pressure(Max)	bar	6	6
Expansion Tank	L	12	12
Net Weight	kg	135	135
Electric Heating	kW	2	2
Electric Heating of Buffer Tank	kW	6	3
Unit Dimensions(L×W×H)	mm	690×596×2000	690×596×2000

*The data above is for reference only. For mdoel specifications, please refer to the nameplate on the unit.



Market Overview

Through years of technological innovation and strategic market expansion, PHNIX has become one of the most famous and influential brands of heat pump in the world.

PHNIX has been highly recognized in the European and North American heat pump markets since 2002. Until now, about 50% of PHNIX heat pump products, including house heating heat pumps, hot water heat pumps and swimming pool heat pumps are exported to markets abroad.



Israel



Germany



Czech Republic



Kosovo



Armenia

Global Projects



Australia



Norway



Czech Republic



Sweden



Spain



Czech Republic



Belgium



Finland

Market Support

SUPPORT

- Visiting Clients more than Twice a Year
- Local Market Product Standard, Certification Support
- Attending / Co-exhibit Leading Exhibitions / Fairs in the Industry

Now PHNIX collaborates with our clients in the following ways:



ODM

Based on strong capability of research and development, PHNIX mainly provides standard products for customers on ODM basis.



OEM

If clients have their own idea and design of the products, PHNIX can actualize and modify it to make it easy for mass production.



Co-design

For strategic cooperated customers, PHNIX also works together with clients to design and create totally new products.



PHNIX Brand

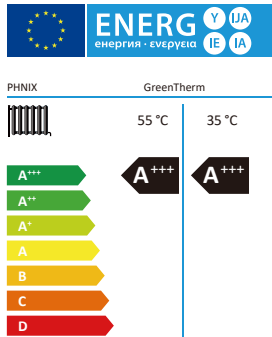
PHNIX mainly does self-owned brand in Chinese domestic market.



MARKETING EVENTS

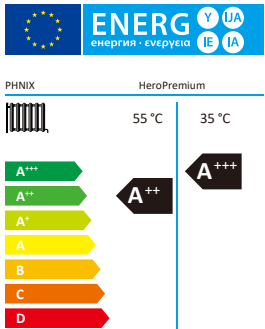


GreenTherm Series



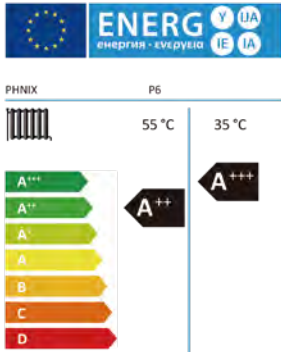
PASRW020-BP-PS-D 1167×407×795 mm
PASRW040-BP-PS-D 1287×458×928 mm
PASRW040S-BP-PS-D 1287×458×928 mm
PASRW060-BP-PS-D 1250×540×1330 mm
PASRW060S-BP-PS-D 1250×540×1330 mm

HeroPremium series



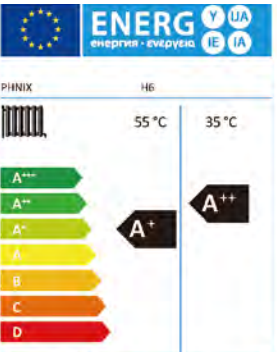
PASRW020-BP-PS-B 1167×407×795 mm
PASRW040-BP-PS-B 1287×458×928 mm
PASRW040S-BP-PS-B 1287×458×928 mm
PASRW060-BP-PS-B 1250×540×1330 mm
PASRW060S-BP-PS-B 1250×540×1330 mm

HeroPlus Series



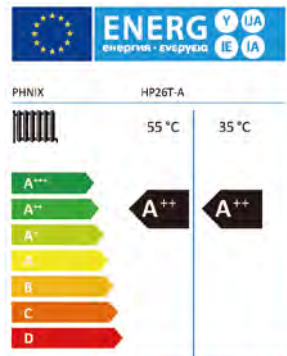
P6 1002×490×805 mm
P10A / P10T 953×460×915 mm
P17A / P17T 997×437×1315 mm
P24T 1178×450×1605 mm

Hero Series



H6 1052×490×790 mm
H8A 980×445×910 mm
H15B 990×437×1315 mm
H25T 1135×450×1588 mm

HeroPro Series



HP10

955×470×910mm



HP14 / HP18

1000×440×1325mm



HP26T / HP30T

1175×450×1600mm



HP38T

1700×800×1685 mm

PolarisPro Series



PASRW150S-PS-BP

1195×980×1900 mm



PASRW300S-PS-BP

2170×1150×2130 mm

Fresh Air ERV System




PXF-A

874×682×270 mm

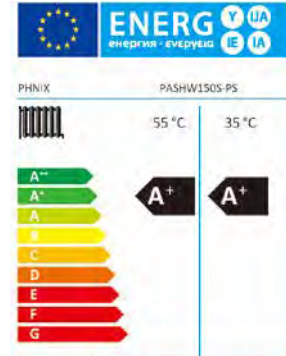


PDJX-250-EC

1232×830×270 mm



HeatPro Series



KV15A / KV15T

955×435×1315 mm



KV24A / KV24T

1175×450×1588 mm



PASHW150S-PS

1415×860×1870 mm



PASRW300S-PS

2170×1070×2100 mm

Hydraulic Fan Coils



100(V) / 1500×130×670 mm

040(V) / 900×130×670 mm

025(V) / 700×130×670 mm

PFP-C



085/1330×125×586 mm


065/ 1130×125×586 mm

045/ 930×125×586 mm

025/ 730×125×586 mm

PFP-D

EasyHydro



PSRW040S-W

720×520×265 mm

Multi-functional Water Tank



PASRF060S-D-T

PASRF060-D-T

690×596×2000 mm